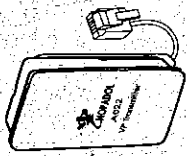


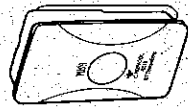


NOPADOL Remote control alert lamp socket series user manual

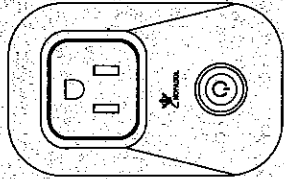
**Please read this manual carefully
before using the series**



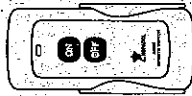
A022
VP Transmitter



A011
BT Transmitter



A0639
Socket



A0635
Remote Switch

1 product overview

This socket series products are a set of remote control socket adapter, it can remote control the lamp flashing or lighting by 315 MHz wireless RF signal, must and only be used with table lamp or floor lamp (the table lamp or floor lamp is prepared by the user), basic configuration contains A0639 socket and A0635 remote switch, the combination can be used to turn on or off the lamp lighting, and the socket can match up with our company's A011 BT transmitter or A022 VP transmitter or the other same series transmitter be used to turn on the lamp flashing, can alert you in time when have videophone incoming, doorbell ringing, emergency call, etc.

2 Box contents

- according to the order (The actual series product models and quantities in the box are marked on the surface of the box)
- Model/A0639 * (not contain batteries)
- Model/A0635 * (not contain batteries)
- Model/A011 * (not contain batteries)
- Model/A022 * (not contain batteries)
- User manual (this document) * 1

3 Features

- Super long remote control distance, the distance is not less than 100 meters(open area)

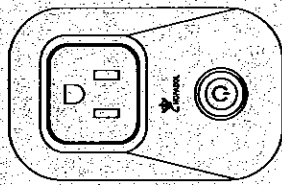
4 product parameter

Lamps can be used to alert you when have doorbell ringing, videophone incoming, emergency calling, etc. at any time, especially suited for the Deaf, Hard of hearing people and Elderly. (Note: must match our company's series transmitter) the same one lamp can be used to light or flash two functions not affect each other. The remote switch can turn on and off the lamp lighting, or turn off the lamp flashing. You can turn on or off the lamp by push the button of the socket itself or by push the ON/OFF button of the remote switch. When the lamp is lighting up or off, the socket receives the wireless signals of doorbell ringing, videophone incoming, emergency calling or the other, the lamp turn on flashing immediately, after flashing over, the lamp will return to the state of being before flashing automatically.

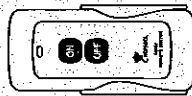
The remote switch can stop flashing immediately, when flashing is stopped the lamp will return to the state of being before flashing automatically.

The socket is easy to match up to remote switches or other transmitters. The same one socket can match up to eight different RF code remote switch or wireless transmitters, the same one remote switch can match up to any quantity sockets, any quantity same one RF code transmitter can match up to any quantity sockets.

The scope of application is wide, the home, the office, the hotel etc., is suitable all the place that table lamp or floor lamp are used



A0639
socket



A0635
remote switch

Input/output voltage	AC: 100 ~ 240V, 50/60HZ
Output power	Maximum: 300 W
Maximum current	3 A
RF frequency	315 HZ
Receiving sensitivity	-55dB
Remote distance	Not less than 100 meters (open area)
Storage temperature	0-25°C
Storage humidity	0-60%
Working temperature	-10-45 °C
Working humidity	10%-90%
Dimensions	100X63X30 mm
Weight	90 g
Working voltage	DC 12V (23A 12 V*1)
RF frequency	315 HZ
Emission power	Less than 0.25 W
Remote distance	Not less than 100 meters (open area)
Storage temperature	0-25°C
Storage humidity	0-60%
Working temperature	-10-45 °C
Working humidity	10%-95%
Dimensions	93X43X17 mm
Weight	37g



A022
VP Transmitter

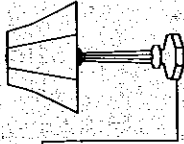
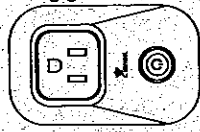


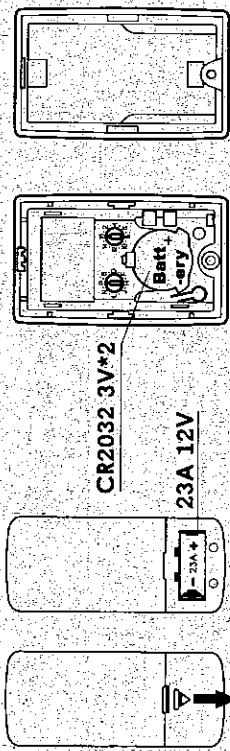
A011
BT Transmitter

Working voltage	DC6V(CR2032 3.V*2)
Transmission power	0.2 W
Remote distance	Not less than 100 meters (open area)
Storage temperature	0-25 °C
Storage humidity	0-60%
Working temperature	-10-45 °C
Working humidity	10%-95%
Dimensions	80X45X24 mm
Weight	39g

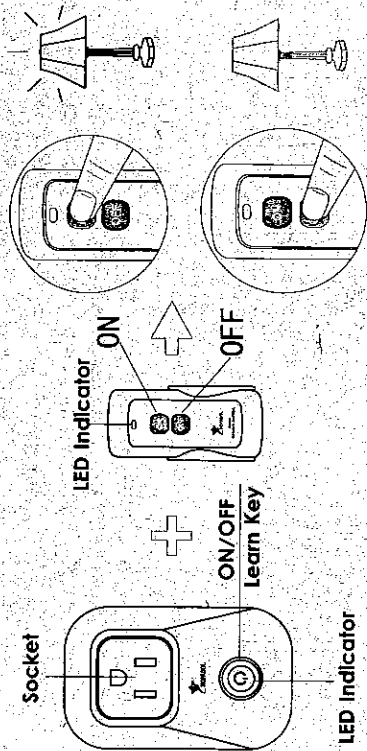
5 Operation

- Before operation , please plug A0639 Socket into the lamp's original power socket ,and then plug the plug of lamp into A0639 Socket, install the specified batteries into A0635 Remote switch, A011 BT Transmitter, or A022 VP Transmitter etc.

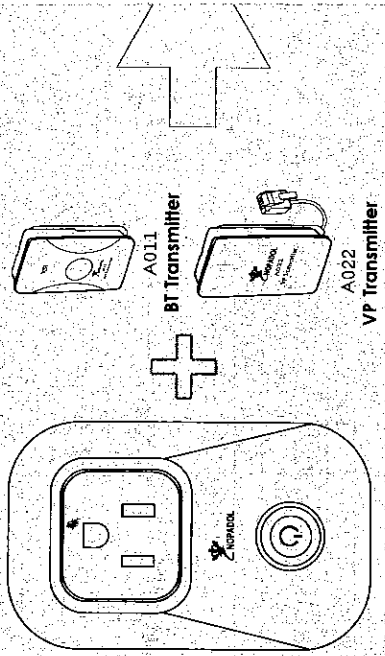




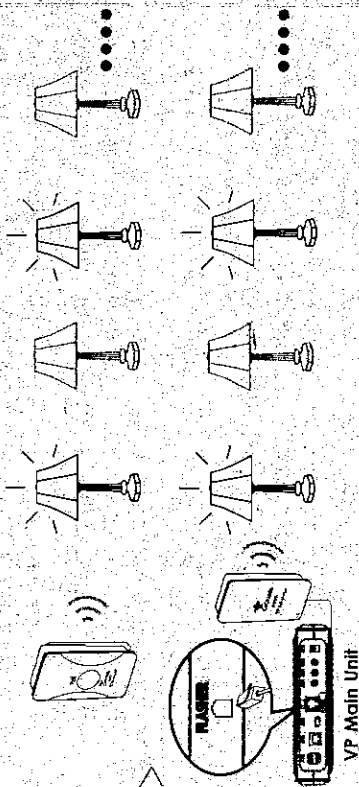
● A0639 socket match up with the A0635 remote switch and is used to turn on or off lamp.



- Press and hold ON /OFF key of A0639 socket for about 3 seconds, when the red LED blinking slowly, loosen ON/OFF key, the red LED will continue to slow blink, it indicates that A0639 socket is got into learning mode.
- Press ON or OFF button of A0635 remote switch, the remote switch's red LED is lighted, and A0635 remote switch transmit wireless signal.
- A0639 socket red LED is from slow blink to fast blink, indicating that learning successful.
- Press ON button of A0635 remote switch can turn on the lamp lighting, press OFF button can turn off the lamp. The socket and remote switch are already available for use.
- A0639 socket match up with A011 BT transmitter or A022 VP transmitter and is used to alert you to doorbell ringing, videophone incoming, emergency calling, etc.



- Press and hold ON/OFF key of A0639 socket for about 3 seconds, when the red LED blinking slowly, loosen ON/OFF key, the red LED will continue to slow blink, it indicates that A0639 socket is got into learning mode.
- Press the button of A011 BT transmitter or the test key of VP transmitter (or call the videophone that connected the VP transmitter), then A011 BT transmitter or A022 VP transmitter's red LED indicator is lighted and transmit wireless signals.
- A0639 socket red LED is from slow blink to fast blink, indicating that learning successful.
- Press the button of A011 BT transmitter or call the videophone that connected the VP transmitter again, the lamp flash will be turned on, the lamp will flash one time per second, flash 10 times.



- After A0639 socket matched up with A0635 remote switch and A011 BT transmitter or A022 VP Transmitter, the lamp is turned on or off when A0639 socket received A011 BT transmitter or A 022 VP transmitter's wireless signal, the lamp flashing can be turn on open flashing alert mode, after flashing over, the lamp will return to the state of being before flashing automatically.
- Press the A0635 remote switch's OFF button can turn off the lamp lighting and flashing. (This is only valid when the wireless signal stops transmitting, i.e., when the transmitter's red LED is extinguished), after flashing over, the lamp will return to the state of being before flashing automatically.
- how to clean the remote control switch or wireless transmitter that the A0639 socket has learned: press and hold A0639 socket's ON/OFF key for about 10 seconds until the socket's LED indicator change into fast blink, that's indicates all the remote switch or wireless transmitters in A0639 socket is cleaned. None of the remote transmitters or transmitter can control the socket unless it is matched up the A0639 socket again.

6 Product warranty

- The product shall be replaced by the same type of product within one month of the date of sale, such as Performance fault and packing intact, cleaning, no scratch and no man-made damage.
- The product is guaranteed for one year from the date of sale. (Note: the fittings are not within the warranty)

● the warranty service is only valid for normal use.

● all man-made damage, self-disassembly, surface damage caused by improper use, not within the warranty scope.

7 Attention

- Pay attention to moisture-proof, please use for indoor drying room (forbid use in bathroom).
- Install it where children can not touch it.
- Used in a safe environment to ensure electrical safety. A0639 socket load is only applicable to table lamps or floor lamps with a maximum operating power of less than 300 Watts. The operating current is not more than 3 A.

NOPADOL GROUP LLC

VP:347-577-9046

EMail:Nopadol2k@gmail.com

Customer Service:Rs21@yahoo.com

Technical Support VP:626-283-5277

Notes: Picture is reference only ,please make the object as the standard.

www.nopadolgroupllc.com

made in china