




YOGASLEEP GO™

HOW TO USE:

-  Power on/off. The LED Indicator light turns off after 60 seconds unless plugged in and charging.
-  Press and release to listen to the previous sound track. Press and hold to increase volume.
-  Press and release to listen to the next sound track. Press and hold to decrease volume.
- Charging** Fast Flash = Low Battery
Light on = Charging
Off = Fully Charged

WHERE TO PLACE

For sound-masking purposes, the unit is most effective when placed between yourself and the source of noise. For example, in an urban environment, the unit might best be placed by the window to block outside street noise. Perhaps you have a noisy neighbor — in this instance, placement against a shared wall will be the most helpful. If the sounds are within your own household, placing the machine closest to the source of noise disruption will provide the greatest relief. Finally, if the noise is right next to your head, as in the instance of a snoring partner, the unit should be on the nightstand that is located on your side of the bed.

In general, we recommend placing the unit at least three feet (one meter) away from you or your child. This lets the sound fill the space in order to provide the greatest sound-masking benefit and creates a soothing sound environment conducive to sleep, concentration, or privacy.

WARRANTY INFORMATION AND THE YOGASLEEP CUSTOMER SERVICE PROMISE

If you need service (even beyond the warranty period outlined below), PLEASE contact us! (help@yogasleep.com | 1 (800) 999 6962) A live, knowledgeable service team member will be happy to assist you.

We are proud of our sound machines and stand behind our products.

LIMITED ONE-YEAR FACTORY WARRANTY:

Yogasleep warrants its products (with exceptions as indicated below), to the original purchaser, to be free of defects for a period of one year from the date of purchase. This warranty gives you specific legal rights and you may also have other rights, which vary from state to state. This limited warranty covers all parts and/or workmanship against defects or breakages in normal intended use. This limited warranty does not cover damage caused by accidental dropping, rough handling, or misuse of the product, including tampering. Do not alter or tamper with the quality label, or imprinted product information on the bottom or back of the actual sound machine — this will void your warranty.

Our ultimate promise to you is that we do our best to make high-quality sound machines. We really do care about your enjoyment of our products. We want to hear from you any time you think our product has disappointed you. Please contact us. We stand behind these products, expect them to last, and will make every reasonable effort to make you happy.

personnel only

5. Do not open the housing.
6. Do not twist or pinch the power supply cord. If the power supply cord needs to be replaced, contact Yogasleep customer service (Information above) to procure a replacement.
7. Unplug the unit (and power supply) during lightning storms.
8. To avoid damage, never place the unit near radiators, in front of heating vents, or under direct sunlight.

WARNING: To reduce the risk of fire or electric shock, do not expose this unit to rain or moisture.

The apparatus shall not be exposed to splashing and no objects filled with liquids, such as vases, shall be placed on the apparatus.

To avoid damage, never place the unit or its battery near radiators. In front of heating vents, under direct sunlight or near water.

DISPOSAL

According to the European WEEE Directive (2002/96/EC) and Battery Directive (2006/66/EC), all electrical and electronic products and batteries must be collected separately by a local collection system. Do not dispose of these items with your normal household waste. Follow local regulations for safe disposal. The wheeled bin mark indicates that this product should not be disposed with other household waste throughout the EU. To prevent possible harm to the environment or human health from uncontrolled waste disposal, recycle it responsibly to promote the sustainable reuse of material resources. To return your used device, please use the return and collection systems or contact the retailer where the product was purchased. They can take this product for environmental-safe recycling.

FCC NOTICE

NOTE: This equipment has been tested and found to comply with the limits for a Class B digital device, pursuant to Part 15 of the FCC Rules. These limits are designed to provide reasonable protection against harmful interference in a residential installation. This equipment generates, uses, and can radiate radio frequency energy and, if not installed and used in accordance with the instructions, may cause harmful interference to radio communications.

However, there is no guarantee that interference will not occur in a particular installation. If this equipment does cause harmful interference to radio or television reception, which can be determined by turning the equipment off and on, the user is encouraged to try to correct the interference by one or more of the following measures:

1. Reorient or relocate the receiving antenna.
2. Increase the separation