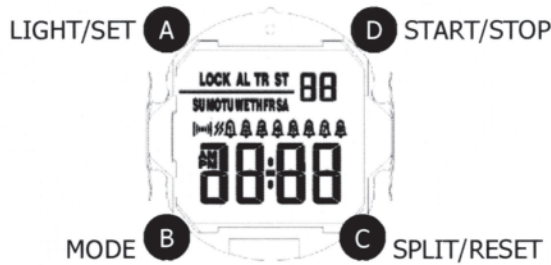


# Wobl™

“The World’s Smallest Vibrating Watch”



NOT WATERPROOF

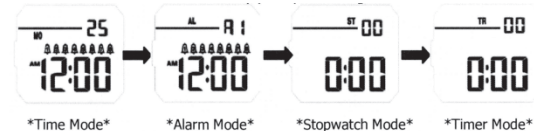
## INSTRUCTIONS

## Watch Functions

Time display in month, day, hour, minute, and second  
8 Audible and/or vibration alarms (each alarm is 15 seconds)  
Stopwatch (chronograph) 1/110 second  
Countdown and repeat timer (range 15 minutes to 24 hours)  
Lock function to prevent accidental re-programming  
12/24 hour display  
Display light

## Function Mode

Press Mode button (B) to cycle through each mode



## To Set Time, Date, & Month

Press B - to advance to \*Time Mode\*  
Press and hold A until the seconds flash  
Press B - minutes will be flashing  
Press D - to advance the minutes  
Press B - hour will be flashing  
Press D - to advance the hour  
Press B - date will be flashing  
Press D - to advance the date  
Press B - month will be flashing  
Press D - to advance the month  
Press B - year will be flashing  
Press D - to advance the year  
Press A - to confirm time and date settings  
  
Press D - to change 12/24 hour display  
  
Press C - to display the date

## To Lock Buttons

Press B - to advance to \*Time Mode\*  
Press and hold B and C together at the same time to lock the buttons  
“LOCK” icon will appear  
When buttons are locked, only light button will be working  
Press and hold B and C together at the same time to remove the lock-out feature (“LOCK” icon will disappear)

## To Set Alarm and/or Vibration

Press B - to advance to \*Alarm Mode\*  
Press D - 1 time to turn on the alarm, 2 times to turn on the vibration, or three times to turn on both alarm and vibration  
When sound alarm is on, 🗨️ will display  
When vibration is on, 📶 will display  
When both sound and vibration is on, 🗨️📶 will display

Each vibration/alarm is 15 seconds

## To Set Countdown Timer

Press B - to advance to \*Timer Mode\*  
To set time limit (ex. alarm from 8:00am to 9:00pm):  
Press and hold A until starting hour flashes  
Press D - to advance the hour  
Press B - ending hour will be flashing  
Press D - to advance the hour  
To set time interval (ex. alarm every hour or every two hours):  
Press B - hour will be flashing  
Press D - to advance the hour  
Press B - minutes will be flashing  
Press D - to advance the minutes  
Press A - to confirm the timer setting  
Press D - to start the countdown timer  
Press B - to return to \*Time Mode\*  
Press D - to stop countdown timer

Timer will automatically restart daily

\*Timer can only be started if within the set time limits.

## To Set 8 Individual Alarms

Press B - to advance to \*Alarm Mode\*  
Each alarm is numbered A1-A8  
To set A1, press and hold A until hour flashes  
Press D - to advance the hour  
Press B - minutes will be flashing  
Press D - to advance the minutes  
Press A - to confirm the time entered  
🔔, 🔔, etc. will appear to show the alarm has been set  
Press C - to move between alarms (A1-A8)  
Continue above steps to set additional alarms  
Press B - to return to \*Time Mode\*

## To Set Stopwatch

Press B - to advance to \*Stopwatch Mode\*  
Press D - to start the stopwatch  
Press D again - to stop  
Press C - to return to 0

## To Erase An Alarm

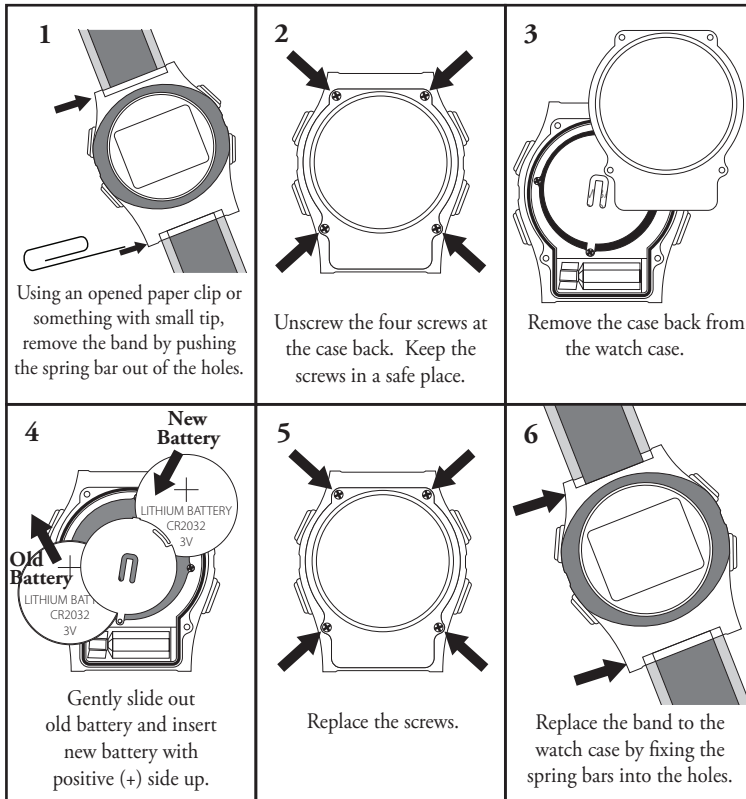
Press B - to advance to \*Alarm Mode\*  
Press C until you get to specific alarm you want to erase  
Press and hold C until 🔔, 🔔, etc. disappears  
Press B - to return to \*Time Mode\*

# Wobl™

## Battery Instructions

Please Read Carefully

Battery life depends on usage (vibrating watches require frequent battery changes). **Battery type is CR 2032.** Keep batteries away from children. Please contact PottyMD if you have any questions regarding the battery replacement process.



## Warranty

Please Read Carefully

Your watch has been manufactured to high standards and all parts have been assembled and tested with great care. Your watch is guaranteed against all defects for a period of 6 months from the date of purchase. The guarantee however does not cover damage through accident, negligence, or misuse. This guarantee does not affect your statutory rights. **PottyMD IS NOT LIABLE FOR ANY SPECIAL, INCIDENTAL, OR CONSEQUENTIAL DAMAGES.** IMPORTANT - not covered by guarantee: 1. Batteries, straps, and display screen. 2. Damage caused by accident, misuse, incorrect battery replacement, or lack of care. Your watch is water resistant and will withstand accidental splashing or rain, but is not suitable for swimming. The watch should not be operated near water. If it is determined that your watch has been damaged by water it will void the warranty. If your watch requires attention under the terms of the warranty, then please mail the *watch only* (we suggest certified or insured delivery) along with proof of purchase and a brief note to explain the fault to the address below. Do not send the box or other packaging material if you are claiming a faulty watch. If the watch is determined to be faulty within 6 months of purchase then PottyMD LLC will replace the watch free of charge. PottyMD will not refund shipping or any other expenses. If the watch is determined to be functional and without defect, then it will be returned to the customer. PottyMD LLC will not refund monies for any watch that is worn or shows any wear or damage. In the event that PottyMD LLC elects to return monies for an unused watch, the customer may be charged a 20% restocking and processing fee.

1.865.584.6700

**PottyMD**  
6804 Baum Drive  
Knoxville, TN 37919

PottyMD.com