

TrihearClearTV

A New Generation of TV Streamer with Screen
especially for Phonak & Unitron Hearing Aids



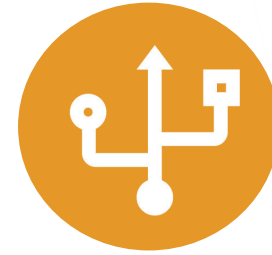
▶Trihear ClearTV Key Features



Equipped with a display, intuitive and convenient operation



Supports connectivity with Phonak & Unitron hearing aid with Bluetooth



Support optical & 3.5mm audio input



Supports simultaneous connection of two hearing aids

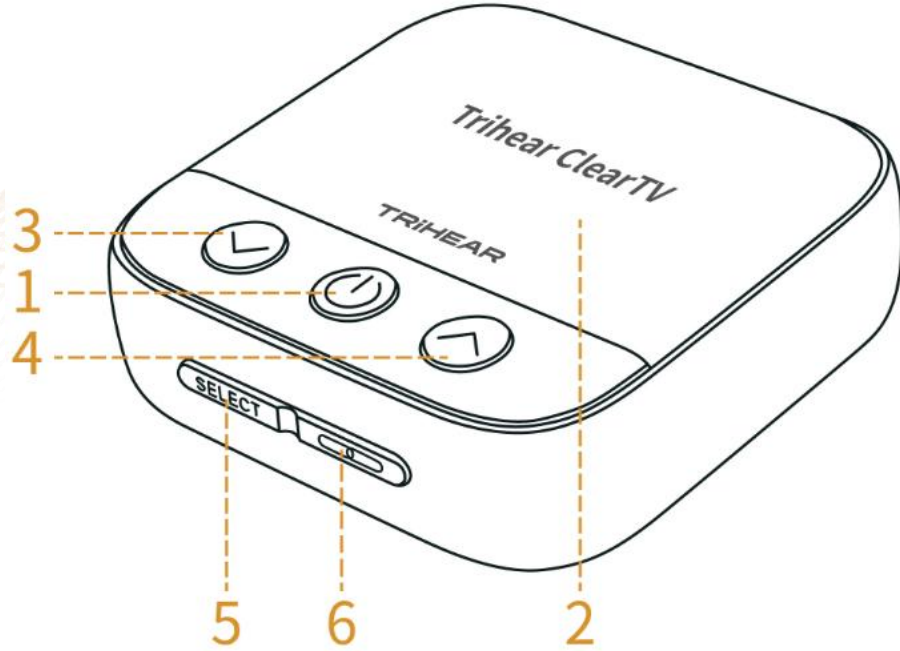


Up to 20 hours of battery life after 2 hours of charging.

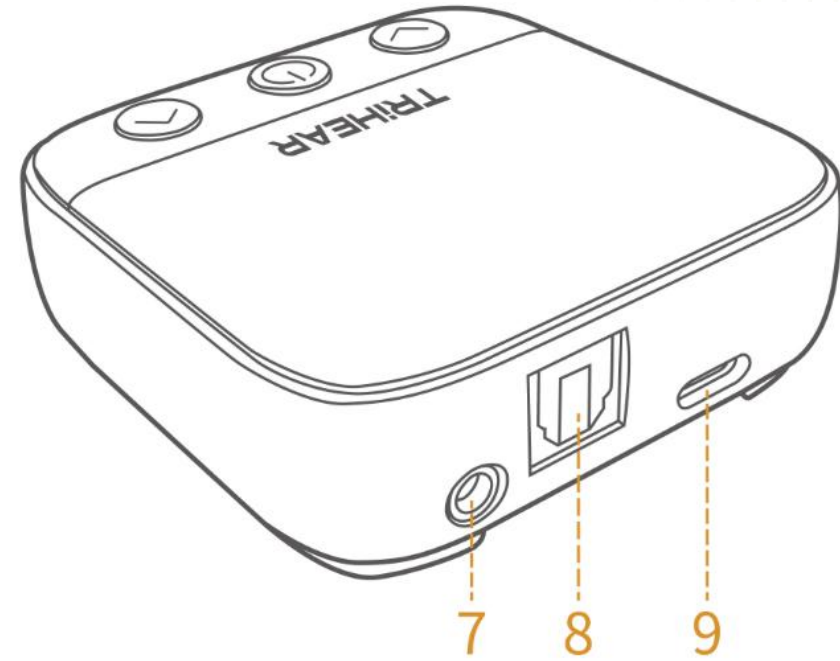


Stable connection range of 20m

▶ Trihear ClearTV Overview



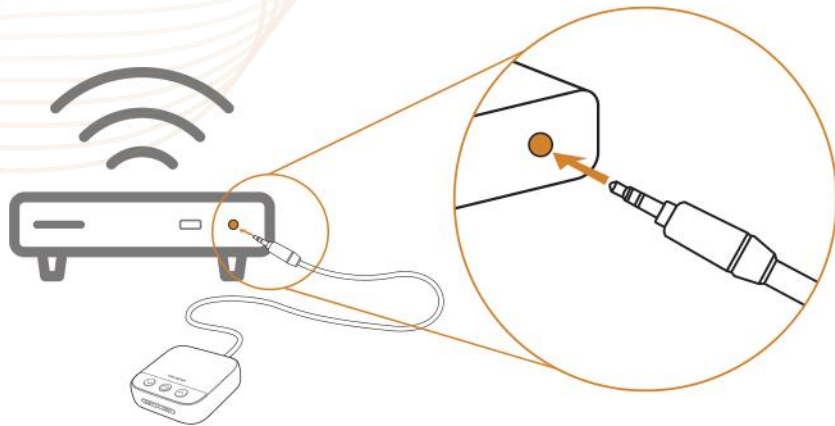
1. Power On /Off
2. LCD display
3. Next one /Volume down
4. Previous one /Volume up
5. Select
6. Pairing



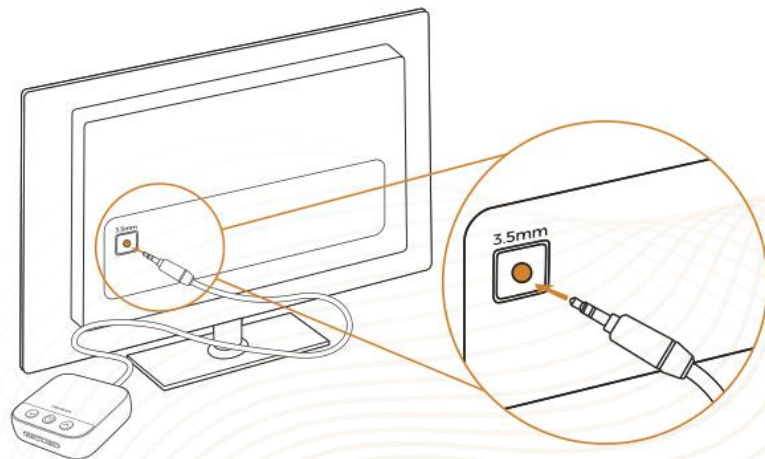
7. 3.5mm audio input
8. Optical audio input
9. Type-C charging port

▶ How to Connect with TV

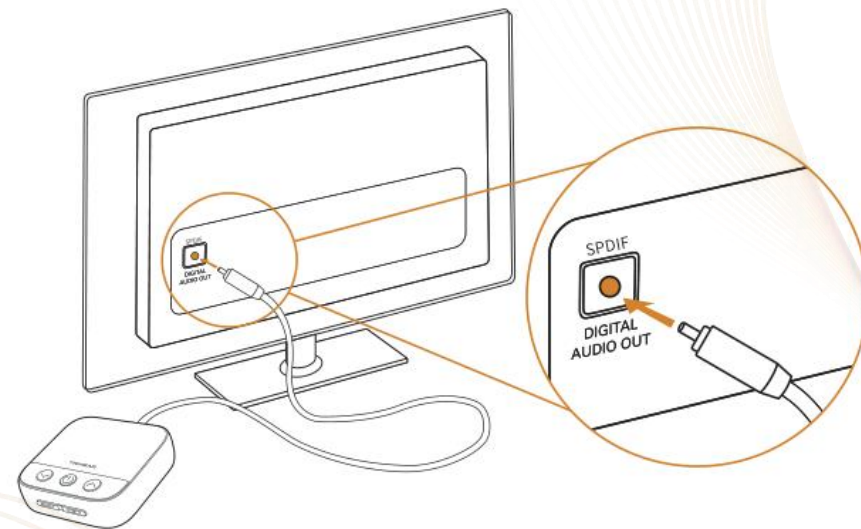
1. Use a 3.5mm audio cable to connect the set-top box.



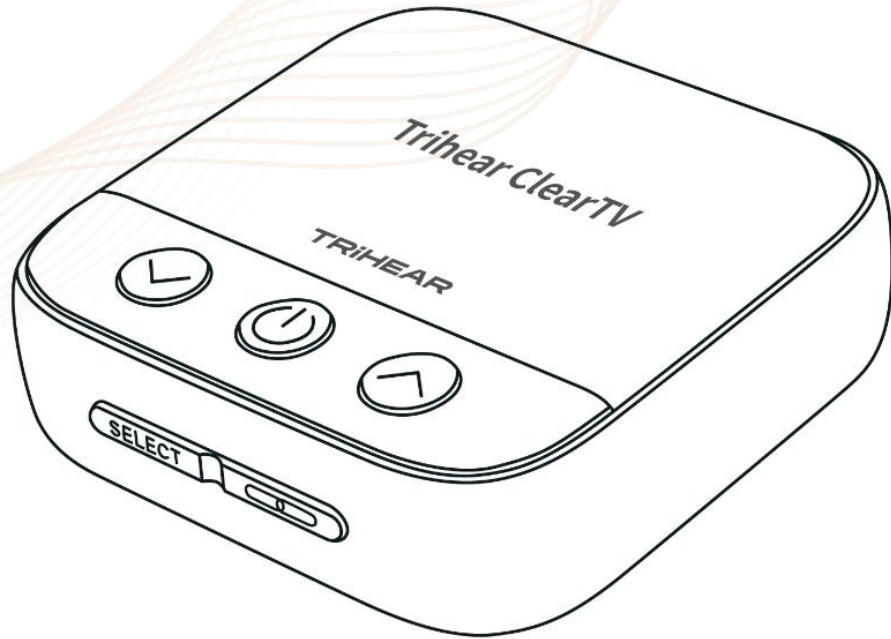
2. Use a 3.5mm audio cable to connect directly to the TV.




3. Use an optical cable to connect directly to the TV.





▶ How to Connect with Hearing Aids



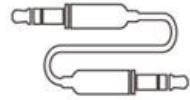
(1) For first-time use of ClearTV, the device will automatically enter pairing mode when powered on. The screen will display 'Pairing...' and then enter the Bluetooth search mode. Turn on your hearing aids, and the screen will show the detected Bluetooth device names. Use the ' \wedge ' and ' \vee ' buttons to select the device you want to pair, then press the '**SELECT**' button to connect.

(2) ClearTV can connect to two hearing aids simultaneously. When connecting the second device:
Turn on the second hearing aids, press '' button to enter the pairing mode, press ' \wedge ' & ' \vee ' button to find the target hearing aids Bluetooth name, single press '**SELECT**' to connect with the second hearing aids.

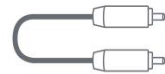
► Connection Distance Test Comparison:

Phonak TV Connector vs Trihear ClearTV			
Model		Phonak TV Connector	Trihear ClearTV
Picture			
Test Hearing Aids Model	Test Conditions	Connection Distance(m)	Connection Distance(m)
Phonak Audéo P	Outside	28	56✓
	Indoors without obstacles	16	44✓
	Indoors with obstacles	11	15✓
Phonak Audéo Sphere Infinio	Outside	28	56✓
	Indoors without obstacles	20	45✓
	Indoors with obstacles	11	17✓
Display Screen		N/A	Yes✓
Rechargeable		N/A	Yes✓

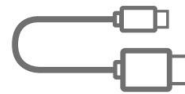
► In the Box



- ClearTV *1



- 3.5mm Audio Cable*1



- Optical Cable*1



-Type-C Charging Cable*1



-User Manual*1

▶ Compatible Hearing Aids Brands

PHONAK
life is on

- Audéo Sphere Infinio
- Audéo R Infinio
- Audéo Lumity
- Audéo Paradise

unitronTM

- Blu Series
- Vivante Series
- Ativo Series
- Moxi Series
- DX Series

