

The HomeAware Vibe is a new accessory that connects to the HomeAware main unit, transmitters, and receivers. This personal pager will alert you to events like the smoke/CO detector, the baby crying, the phone ringing and many more. The HomeAware Vibe will alert you with multiple colored LED lights, vibration and an audio alert, all patterned to a specific alert. Simply clip the HomeAware Vibe to your waistband or slip it into a pocket and enjoy the freedom of never missing an alert again. In fact the HA360VB1.2 can also act as an emergency alert notification device in case you have fallen or have another emergency you need help with. By simply pushing the PAGE button on the front of the unit it will send an alert notification to all your HomeAware receivers and the main unit. Because it is portable and the increased range due to the HomeAware’s mesh network, you will be safe throughout your house and out.

HA360VB2.1 Features

- Emergency alert button when help is needed. Ultra-high brightness strobe for maximum visibility.
- Clips easily on waistband and small enough to slip into a pocket.
- Connects to the HomeAware main unit, transmitters, and receivers.
- Alert patterns unique to you, vibrate, sound, flashing lights, or different colors for different alerts.

Battery Features

Note: After you have received your HomeAware Vibe, please fully charge before first use. A complete charge will take approximately 3 hours.

- Green – charge complete
- 1 Red light – battery low
- 2 Red Lights – Battery half charged

If the Vibe is switched to Off the battery indicators lights will not be lit but the Vibe is still charging.

Low Battery Check

The Vibe will alert you when the battery is getting low. Depending on what switch or switches that are on, it will be a single yellow blink, vibration or beep.

TO USE THE HOMEWARE VIBE HA360VB2.1 AS A RECEIVER OF THE HOMEWARE SYSTEM

Linking:

- Press SET UP button on the main unit and the word **LINK** will be shown on the display, press ENTER. **LINK** will begin blinking.
- Press and hold down the PAGE button on the front of Vibe, **PICK DEVICE** will be shown on display of the main unit. Press the blue MINUTE/down arrow button until the display reads **HELP**, then press ENTER. **DONE** will be shown on the display when linking is completed.

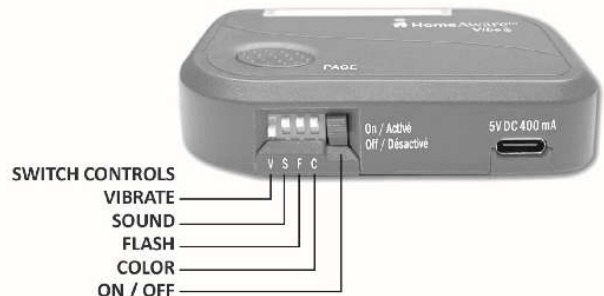
Switch / Page Button Controls

There are several ways that the Vibe can be set to notify you of alerts happening in or around your home. Pick one, two or all four with a flip of a switch.

- **V** - Vibrate
- **S** - Sound
- **F** - Flash
- **C** - Color
 - Door - Green
 - Baby – Blue
 - Phone – Orange
 - Smoke/CO – Red
 - Cyan – Universal
- Low Battery – Single Yellow blinking light
- Lost Link – Double Yellow blinking light

PAGE Button / Emergency Help

When the PAGE button on the front of the HomeAware Vibe is held down for 3 seconds, it sends a **HELP** alert to the main unit.



HA360VB2.1 – Quick Start Guide

FCC REQUIREMENTS

This device complies with part 15 of the FCC rules. Operation is subject to the following two conditions; (1) This device might not cause harmful interference, and (2) this device must accept any interference received, including interference that may cause undesired operation.

Note: This equipment has been tested and found to comply with the limits for a Class B digital device, pursuant to part 15 of the FCC rules. These limits are designed to provide responsible protection against harmful interference in a residential installation. This equipment generates, uses, and can radiate radio frequency energy and, if not installed and used in accordance with the instructions manual, may cause harmful interference to radio communications. However, there is no guarantee that interference will not interfere in a particular installation. If this equipment does cause harmful interference to radio or television reception, which can be determined by turning the equipment on and off, the user is encouraged to try to correct the interference by one or more of the following measures:

- i. Reorient or relocate the receiving antenna.
- ii. Increase the separation between the equipment and receiver.
- iii. Connect the equipment into an outlet on a circuit different from that to which the receiver is connected.
- iv. Consult the dealer or an experienced radio /TV technician for help



Modification not expressly approved by the manufacturer could void the user's authority to operate the equipment under FCC rules.

CANADIAN CERTIFICATION

This device complies with Industry Canada license exempt RSS standard(s). Operation is subject to the following two conditions: (1) this device may not cause interference, and (2) this device must accept any interference, including interference that may cause undesired operation of the device.

GENERAL DATA

Power Consumption: DC5V, 400mA


 <p>The Lightning flash and arrowhead within the triangle is a warning sign alerting you of dangerous voltage inside the product.</p>	<p>CAUTION: TO REDUCE THE RISK OF ELECTRICAL SHOCK, DO NOT REMOVE THE COVER (OR BACK) FROM THE PRODUCT. NO USER SERVICEABLE PARTS INSIDE. REFER SERVICING TO YOUR SONIC ALERT DEALER.</p>	 <p>The exclamation mark within the triangle is a warning sign alerting you of important instructions accompanying the product.</p>
--	--	--

WARNING: TO PREVENT FIRE OR SHOCK HAZARD, DO NOT EXPOSE THIS DEVICE TO RAIN OR MOISTURE.

The normal function of the product may be disturbed by Strong Electro Magnetic Interference. If so, simply reset the product to resume normal operation by following the instruction manual. In case the function could not resume, please use the product in other location.

- Attention should be drawn to the environmental aspects of battery disposal.



-  This indicating separate collection for electrical and electronic equipment.

SONIC ALERT'S 1 YEAR LIMITED WARRANTY

The HomeAware™ HA360VB2.1 is warranted against manufacturing defects in materials and workmanship for one (1) year from the date of purchase. Within this period Sonic Alert will repair or replace at our option the HomeAware™ HA360VB2.1 without charge for parts and labor.

Simply contact our customer service department to obtain an RA (return authorization number) and instructions on how to process your product for return. Call 248-577-5400 or e-mail to customerservice@sonicalert.com. You'll need a copy of your receipt to process the return authorization.

Sonic Alert Warranty Center
850 Stephenson Hwy., Suite 323, Troy MI 48083
248-577-5400



Made in China
Sonic Alert, Troy, MI 48083
www.SonicAlert.com