

PerfectDry Q.R®

Description

PerfectDry Q.R® is a Medical Device for the optimal dehumidification of all types of hearing aids.

Regular use of PerfectDry Q.R® does not damage hearing aids (neither components nor resins).

Dehumidifying

The PerfectDry Q.R® has a patented ventilator-driven pulsed air drying system. This means that the required power and drying time are reduced. The care chamber temperature is controlled by an electronic system in order to obtain a maximum temperature of 45°C +/- 3°C whatever the room temperature, thereby preventing damage to the hearing aids being cleaned.

In order to maintain optimum hearing aid quality, the daily use of the PerfectDry Q.R® is strongly recommended.

Technical Data

Characteristics

- Internal dimensions: l x h x w (mm): 104x20x55
- External dimensions: l x h x w (mm): 125x47.5x75
- Weight: 175g
- Power supply:
- Input: 100-240Vac 50-60Hz / Output: 5Vdc
- Max. power: 4W
- Standby power: 0.04w
- Software: 00 PDQR-LOG V0200
- Storage conditions: -20 to 65°C
- Number of cycles: 1

- Cycle duration: 45 min.
- Operating temperature: 12 to 45°C
- Connectors: USB - micro USB cable



I protect the environment, I disconnect my PerfectDry Q.R® once my hearing aids are clean!

Medical Device Directive

This product meets the requirements of directive 93/42 on Medical Devices.

Safety instructions

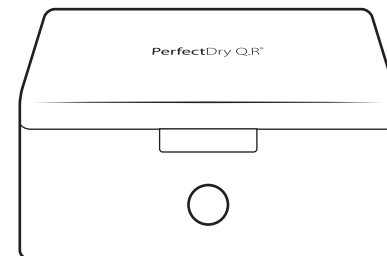
PerfectDry Q.R® should only be used by a mentally sound person. There is no other restriction for use. Do not allow children to touch the device. Any service other than usual cleaning and maintenance must be carried out by the manufacturer's after-sales service or a qualified professional. Do not put PerfectDry Q.R®, the electrical cable or plug in water or any other liquid. In case of damage to electrical cable or plug, do not use the device and change faulty parts immediately. Replace the AC adapter with an original model only. Place the PerfectDry Q.R® on a flat, dry and stable surface. When disconnecting, pull the plug and not the cable. Never use detergents or corrosive products to clean PerfectDry Q.R®. **Failure to follow the safety instructions will render the guarantee null and void. The manufacturer may not be held responsible for any damage due to incorrect use or handling.**

Guarantee

36 months - (cable and transformer included). In the event of a malfunction, contact your hearing-aid specialist. Proof of purchase will be requested for all work by the customer service during the guarantee period. This guarantee does not apply to defects caused by an accident or incident or similar damage, by introducing a liquid, negligence, unsuitable use, dismantling of any kind, lack of care or any other circumstance caused by the user. Furthermore, this guarantee will not apply to damage caused by lightning or any other electric voltage variation. As a precaution, please disconnect the PerfectDry Q.R® in the event of a thunderstorm.

User instructions

PerfectDry Q.R®



Fast dehumidification
of hearing aids

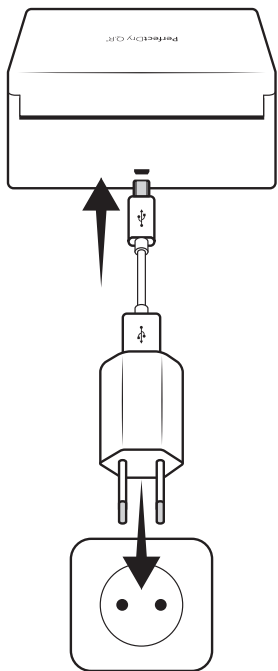
This pack contains:

- 1 PerfectDry Q.R®
- 1 USB cable
- 1 mains adapter
- 1 User manual

1

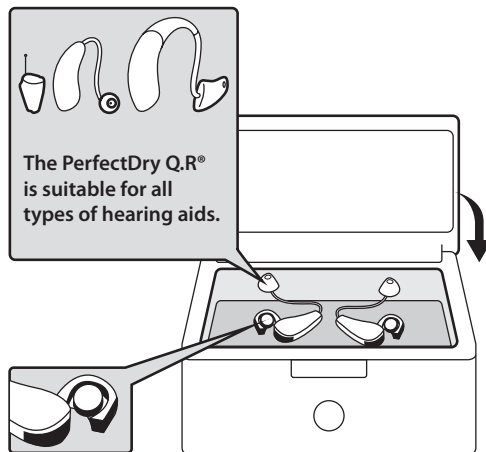
Connect the PerfectDry Q.R®. The blue indicator lights to show that it is powered on.

If no if no action occurs for 30 seconds, the indicator turns off.



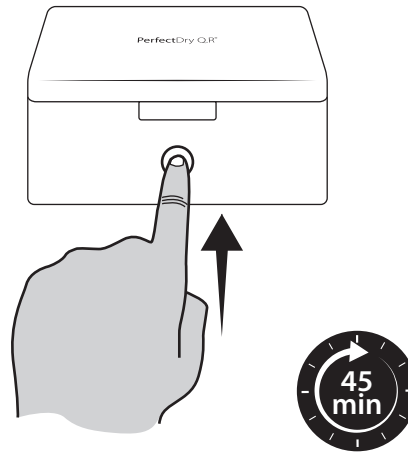
2

Clean your hearing aids using a specific cleansing wipe to eliminate excess impurities. Then open the battery compartments of your hearing aids (the batteries can be left inside the hearing aids during the cycle). Put them in PerfectDry Q.R®. Close the cover.



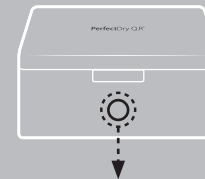
3

Press the touch button once to start the cycle. The blue indicator flashes slowly, indicating that the box is running. The PerfectDry Q.R® stops automatically at the end of the cleaning cycle (45 minutes). The indicator turns off.



In order to optimize the efficiency, it is highly recommended not to open the PerfectDry Q.R® during the cycle.

Meaning of the light indicators



BLUE Flashing >

Running






BLUE On >

In standby mode

Identification data

This information can be found on the lower part of your PerfectDry Q.R®.

Meaning of abbreviations:

- V** Volts (Power supply voltage)
- A** Ampere (Power consumption)
-  USB power supply symbol
-  Indoor use
-  The product is made from ABS with a recycling code of 7
-  This product is compliant with all applicable European directives.
-  **DISPOSAL**
Dispose of previous appliances ecologically.

Old appliances contain recyclable materials that can be recovered. Therefore, please dispose of your old appliances using the appropriate waste disposal service.